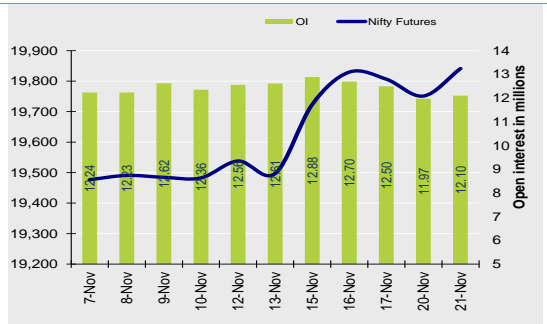


Nifty Snapshot

	Close	Prv Cl.	Ab chg	% chg
Spot	19,783.40	19,694.00	89.40	0.45
Futures	19,841.30	19,751.20	90.10	0.46
Oil(ml shr)	12.10	11.97	0.13	1.09
Vol (lots)	84641	82120	2521	3.07
COC	57.90	57.20	0.70	1.2
PCR-OI	1.01	0.94	0.07	7.7

Nifty Futures Price v/s OI



Institutional Activity in previous trading session

(in Rs cr.)	Buy	Sell	Net
Index Futures	2414.97	1746.77	668.20
Index Options	1600128.24	1617347.58	-17219.34
Stock Futures	12689.02	10402.67	2286.35
Stock Options	18387.37	18119.92	267.45
FII Cash	10,471.83	10,927.42	-455.59
DII Cash	6,361.92	5,640.40	721.52

Net FII Activity (in Rs cr.)

Date	Idx Fut	Stk Fut	Idx Opt	Cash
21-Nov	668.2	2286.4	-17219.3	-456
20-Nov	27.0	-1121.7	-17464.2	-646
17-Nov	-638.0	1362.7	-9670.3	-478
16-Nov	1573.5	4461.8	-630.8	957
15-Nov	347.3	4731.9	-58745.6	550
13-Nov	616.2	-97.6	-18344.6	-1244

Technical Pivot (Intraday):

	S2	S1	PIVOT	R1	R2
NIFTY	19750	19795	19845	19895	19945
BANKNIFTY	43540	43665	43780	43910	44025

(Price is in Rs; OI is in million units; Price chg and OI chg are in percentage) **NB RESEARCH**

Fresh Longs seen in:

Scrip	Price	Price chg	OI	OI Chg
INDIAMART	2636.2	0.7	1.0	8.7
EXIDEIND	282.5	0.0	19.6	8.7
COALINDIA	347.9	0.7	65.7	8.5

Fresh Shorts seen in:

Scrip	Price	Price chg	OI	OI Chg
BALKRISIND	2502.1	-5.7	2.2	17.6
BAJFINANCE	7095.4	-2.2	6.9	12.3
ABFRL	214.1	-0.9	35.2	6.1

Short Covering seen in:

Scrip	Price	Price chg	OI	OI Chg
SBICARD	743.8	2.3	15.7	-7.4
OBEROIRLTY	1354.2	0.8	7.4	-3.9
METROPOLIS	1642.5	1.1	1.7	-3.5

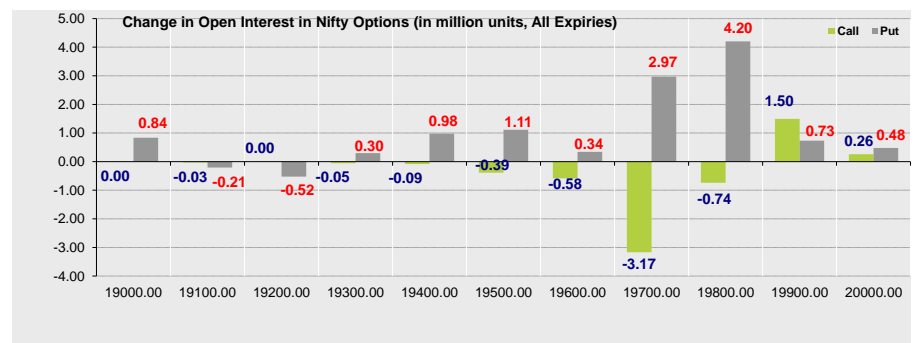
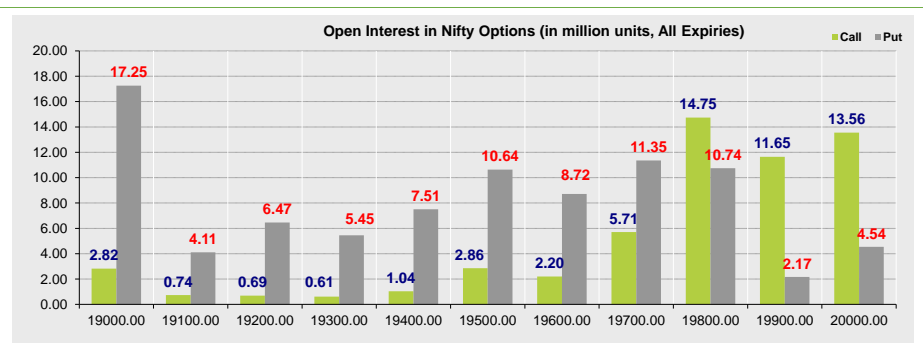
Long Unwinding seen in:

Scrip	Price	Price chg	OI	OI Chg
IPCALAB	1062.6	-1.9	2.2	-6.6
APOLLOHOSP	5481.9	-0.1	2.3	-6.4
MRF	111732.0	-0.2	0.0	-6.3

Summary

- Indian markets closed on a positive note where buying was mainly seen in Banking, Metals, Pharma sectors. Nifty Nov Future closed at 19841.30 (up 90.10 points) at a premium of 57.90 pts to spot.
- FII's were net sellers in Cash to the tune of 455.59 Cr and were net buyers in index futures to the tune of 668.20 Cr.
- India VIX increased by 0.69% to close at 12.23 touching an intraday high of 12.44.

Open Interest in Nifty Options:



- The above second chart shows previous trading day's change in Nifty options where Addition in OI were seen in 19800, 19700 strike Puts and at 19900, 20000 strike Calls indicating market is likely to remain range-bound in the near term.
- Highest OI build-up is seen at 19800 strike Calls and 19000 strike Puts, to the tune of 14.75mn and 17.25mn respectively.

Outlook on Nifty:

Index is likely to open on a flat note today and is likely to remain range-bound during the day.

NIFTY50 Options OI (CE OI = Resistance) (PE OI = Support)

Symbol	Highest CE OI	Highest PE OI	CMP
ADANIAPORTS	820	800	806
ADANIANT	2300	2200	2153
ASIANPAINT	3200	2800	3145
AXISBANK	1000	990	992
BAJAJ-AUTO	5700	5500	5659
BAJAJFINSV	1700	1550	1598
BAJFINANCE	7500	7000	7095
BHARTIARTL	930	930	964
BPCL	400	370	392
BRITANNIA	4600	4500	4724
CIPLA	1300	1200	1250
COALINDIA	344.75	304.75	348
DIVISLAB	3700	3300	3686
DRREDDY	5700	5600	5614
EICHERMOT	4000	3800	3849
GRASIM	2000	1900	1975
HCLTECH	1290	1250	1328
HDFCBANK	1500	1500	1510
HDFCLIFE	680	600	654
HEROMOTOCO	3400	3100	3354
HINDALCO	500	500	499
HINDUNILVR	2600	2500	2513
ICICIBANK	950	930	924
ITC	450	440	438
INDUSINDBK	1500	1500	1507

NIFTY50 Options OI (CE OI = Resistance) (PE OI = Support)

Symbol	Highest CE OI	Highest PE OI	CMP
INFY	1400	1400	1442
IOC	105	85	103
JSWSTEEL	780	780	765
KOTAKBANK	1800	1700	1776
LT	3100	3000	3095
LTIM	5600	5000	5576
M&M	1600	1500	1557
MARUTI	11000	10000	10576
NESTLEIND	25000	24000	24362
NTPC	235	235	251
ONGC	184.25	184.25	198
POWERGRID	210	200	210
RELIANCE	2400	2300	2352
SBILIFE	1360	1400	1390
SBIN	600	565	566
SUNPHARMA	1150	1150	1191
TATACONSUM	950	900	934
TATAMOTORS	700	680	675
TATASTEEL	130	115	125
TCS	3600	3500	3521
TECHM	1220	1120	1213
TITAN	3400	3200	3355
ULTRACEMCO	9000	8200	8694
UPL	600	500	559
WIPRO	400	400	401

Derivative Recommendations:

Stock Name	Call (Buy/Sell)	Entry price	Targets	Stop Loss	Duration	Status
SHRIRAMFIN FUT	Sell	1994.7	1930	2030	1-2 DAYS	Open
HCLTECH 1330CE	Buy	14.5	24	8	1-2 Days	Open
ASHOKLEY 180CE	Buy	2.25	5.5	0.8	1-2 Days	Open

FROM THE EQUITY DERIVATIVE DESK:

NIRAV HARISH CHHEDA
AVP - DERIVATIVES AND TECHNICAL RESEARCH
E-Mail: nirav.chheda@nirmalbang.com
Tel no: 6273-8199/8000

AMIT BHUPTANI
SNR.DERIVATIVES AND TECHNICAL RESEARCH ANALYST
E-Mail: amit.bhuptani@nirmalbang.com
Tel no: 6273-8242/8000

DISCLOSURES

Research Reports that are published by Nirmal Bang Securities Private Limited (hereinafter referred to as "NBSPL") are for private circulation only. NBSPL is a registered Research Analyst under SEBI (Research Analyst) Regulations, 2014 having Registration no. INH000001766. NBSPL is also a registered Stock Broker with National Stock Exchange of India Limited, BSE Limited, Metropolitan Stock Exchange of India Limited, Multi Commodity Exchange of India Limited, National Commodity and Derivative Exchange Limited and Indian Commodity Exchange Limited in cash and Equity and Commodities derivatives segments.

NBSPL has other business divisions with independent research teams separated by Chinese walls, and therefore may, at times, have different or contrary views on stocks and markets.

NBSPL or its associates have not been debarred / suspended by SEBI or any other regulatory authority for accessing / dealing in securities Market. NBSPL, its associates or analyst or his relatives do not hold any financial interest (Except Investment) in the subject company. NBSPL or its associates or Analyst do not have any conflict or material conflict of interest at the time of publication of the research report with the subject company. NBSPL or its associates or Analyst or his relatives may or may not hold beneficial ownership of 1% or more in the subject company at the end of the month immediately preceding the date of publication of this research report.

NBSPL or its associates / analyst has not received any compensation / managed or co-managed public offering of securities of the company covered by Analyst during the past twelve months. NBSPL or its associates have not received any compensation or other benefits from the company covered by Analyst or third party in connection with the research report. Analyst has not served as an officer, director or employee of Subject Company. NBSPL / analyst has not been engaged in market making activity of the subject company.

Analyst Certification: The research analysts and authors of these reports, hereby certify that the views expressed in this research report accurately reflects my/our personal views about the subject securities, issuers, products, sectors or industries. It is also certified that no part of the compensation of the analyst(s) was, is, or will be directly or indirectly related to the inclusion of specific recommendations or views in this research. The analyst(s) principally responsible for the preparation of this research report and has taken reasonable care to achieve and maintain independence and objectivity in making any recommendations.

DISCLAIMER

This report is for the personal information of the authorized recipient and does not construe to be any investment, legal or taxation advice to you. NBSPL is not soliciting any action based upon it. Nothing in this research shall be construed as a solicitation to buy or sell any security or product, or to engage in or refrain from engaging in any such transaction. In preparing this research, we did not take into account the investment objectives, financial situation and particular needs of the reader.

This research has been prepared for the general use of the clients of NBSPL and must not be copied, either in whole or in part, or distributed or redistributed to any other person in any form. If you are not the intended recipient you must not use or disclose the information in this research in any way. Though disseminated to all the customers simultaneously, not all customers may receive this report at the same time. NBSPL will not treat recipients as customers by virtue of their receiving this report. This report is not directed or intended for distribution to or use by any person or entity resident in a state, country or any jurisdiction, where such distribution, publication, availability or use would be contrary to law, regulation or which would subject NBSPL & its group companies to registration or licensing requirements within such jurisdictions.

The report is based on the information obtained from sources believed to be reliable, but we do not make any representation or warranty that it is accurate, complete or up-to-date and it should not be relied upon as such. We accept no obligation to correct or update the information or opinions in it. NBSPL or any of its affiliates or employees shall not be in any way responsible for any loss or damage that may arise to any person from any inadvertent error in the information contained in this report. NBSPL or any of its affiliates or employees do not provide, at any time, any express or implied warranty of any kind, regarding any matter pertaining to this report, including without limitation the implied warranties of merchantability, fitness for a particular purpose, and non-infringement. The recipients of this report should rely on their own investigations.

This information is subject to change without any prior notice. NBSPL reserves its absolute discretion and right to make or refrain from making modifications and alterations to this statement from time to time. Nevertheless, NBSPL is committed to providing independent and transparent recommendations to its clients, and would be happy to provide information in response to specific client queries.

Before making an investment decision on the basis of this research, the reader needs to consider, with or without the assistance of an adviser, whether the advice is appropriate in light of their particular investment needs, objectives and financial circumstances. There are risks involved in securities trading. The price of securities can and does fluctuate, and an individual security may even become valueless. International investors are reminded of the additional risks inherent in international investments, such as currency fluctuations and international stock market or economic conditions, which may adversely affect the value of the investment. Opinions expressed are subject to change without any notice. Neither the company nor the director or the employees of NBSPL accept any liability whatsoever for any direct, indirect, consequential or other loss arising from any use of this research and/or further communication in relation to this research. Here it may be noted that neither NBSPL, nor its directors, employees, agents or representatives shall be liable for any damages whether direct or indirect, incidental, special or consequential including lost revenue or lost profit that may arise from or in connection with the use of the information contained in this report.

Copyright of this document vests exclusively with NBSPL. Our reports are also available on our website www.nirmalbang.com